


3

I Learn About Rules of Love

God teaches us what is right and wrong through the Bible...



...and the Teachings of the Church.

What does God teach us?

- To **love God** above all things
- To **love one another** very much
- To be **sorry** for our sins when we fail to love
- To follow the teachings of the **Church**
- To honor and obey our **parents**

To be a child of God!

Parent lesson plans for page one of the 3rd lesson.

Follow the numbers.

1 In this lesson, your child will be learning about the **Ten Commandments** and the **Beatitudes** – as God’s rules of Love.

In the last lesson and in the work you did at home between sessions, you have been using the **Bible**.

This lesson **brings those two things together** and adds a new element – the teachings of the **Church**.

Help your child make this connection.

2 Ask your child if there are any words on this page that are new to them or that they don’t understand.

3 Explain that the Bible is **the complete story** of God’s love for us. Jesus is God’s Son – and he is the “way, the truth, and the life.” He is risen and he is here among us right now. The whole Bible leads up to Jesus – and there will not be another Bible ever.

4 Explain that God is still speaking to us, even though the Bible is complete and finished. God speaks now through the living Church – and through the leaders of the Church: the Pope, Bishops, Pastors, and Teachers (Lay People, Sisters, & Brothers). **Through these two sources (Bible & Church) we learn how to live as God wants us to.**



Prayer Celebration: Growing up Catholic means knowing how God wants us to live

Begin with the Sign of the Cross. Everyone say it aloud together.

In the name of the Father, and of the Son, and of the Holy Spirit. Amen.

Leader: Jesus, we thank you for teaching us about love.

All: Help us love each other more.

Leader: We know you are here in this room now, Jesus, because you promised to always stay with us.

All: Please help us grow in our faith, Jesus.

Reader: Please listen now to God's Word from the Bible: (Luke 10:25-28)

A reading from the Gospel of Luke...

...This is the Gospel of the Lord

All: Praise to you, Lord Jesus Christ!

Listen to the Leader.

Each person in the room now writes down one way they will promise Jesus to love more. What will you promise him? (to forgive, to help others, to say my prayers, to be good, to tell the truth, and so forth).

All: (Pause after each line)

Dear Jesus,

We know that you love us very much.
We also want to love like you do.
And now we promise to do that
And we ask for you to help us. Amen.



Growing Up Catholic + Reconciliation + Session 3: God's Rules of Love ©PastoralPlanning.com






2

Parent lesson
plans for page
two of the 3rd
lesson.

Follow the numbers.

1 Pray this with your child, helping them find their way through it as the leader guides you.

When the time comes, help them write **the things that they will promise** to Jesus on the slips of paper. They might write things like

-  Obey my parents
-  Say my prayers
-  Do my chores
-  Tell the truth
-  And others

2 During the prayer, the leader will ask the children to respond to a question: What is the **Great Commandment?**

(The answer is within the short reading from the Gospel of Luke used in this prayer celebration. It is *to love God above all things, and to love our neighbor as ourselves.*) Make sure your child understands this. It is a line they should memorize.

3 Explain to your child that by faith and with God's help, **we promise ourselves** to be "friends of Jesus" which means that we follow his teachings. It means that we do what is good and avoid what is evil.

4 Ask your child to talk about other promises they might make: to a friend, to you, or even to themselves. Help your child understand the sacred nature of a promise – **we don't break our promises** unless the original promise we made was wrong (a promise to lie for a friend). Now complete the activity (which is on the following page) together with your child.

What do you promise?

Connect each picture to one of the promises.




To go to
Mass



To help
others



To say
my prayers



To obey my
parents



To study
hard



To take care
of nature

God's Rules of Love

The Ten Commandments
The Eight Beatitudes
The Teachings of Jesus

Draw a line from the Commandment on the Left to what you think it means on the right.

The Commandment	What it means
1. Love God above everything else	Attend Mass on Sunday and don't do work you don't have to
2. Never cuss or use God's name for bad reasons	Tell the truth, even when it's hard to
3. Keep Sunday holy	Protect everything that is living – and don't kill
4. Honor your mom and dad	Obey your parents and love them
5. Never hurt or kill others	Respect God's name and don't use it to curse others
6. Be faithful to the one you marry	Grow to see that you have enough and don't need anything more
7. Never steal anything	Be happy for what others have and don't look at it with envy
8. Always tell the truth	Marriage is a lifetime commitment
9. Don't be jealous of what others have	Make loving God the number one thing in your life
10. Be satisfied with what you've got	Don't take anything that does not belong to you.

Growing Up Catholic + Reconciliation + Session 8: God's Rules of Love ©PastoralPlanning.com




3

Parent lesson plans for page three of the 3rd lesson.

Follow the numbers.

1 We want your child to understand that the rules from the Bible and the Church are not to make them suffer, but are **"Rules of Love."**

Ask your child about **your family rules**. Who makes the family rules? Why do we have them? Your answer might be:

-  So we can live together in peace
-  To help us love each other
-  So everyone in the family is treated fairly

2 Now help your child understand the **Ten Commandments**. This is a BIG lesson for a second grade child.

(Optional idea: Open your Bible to Exodus 20:1-17 to show them this list there.) Ask your child to read the list on the left first.

Then ask them to read the list on the right – and for each to connect the idea to one of the Commandments. (Here is the answer key: 1-9, 2-5, 3-1, 4-4, 5-3, 6-8, 7-10, 8-2, 9-7, 10-6.)

3 It's really important to explain to your child that these Ten Commandments are part of the core of all our teachings about how God wants us to live. Ask your child to give **an example** from his or her life for each Commandment, realizing that #6 may be beyond their reach as an eight-year-old.

4 Return to the **Great Commandment** from the Prayer Celebration page. Explain that the Ten Commandments are all contained in that one teaching of Jesus.



Meeting Jesus in the Bible

Jesus teaches us to go beyond the Ten Commandments and really love each other! In this Gospel story, he helps us see how far he wants us to go.

The Person who Needed Help

Someone asked Jesus:

“Who am I supposed to love as my neighbor?”

To answer, Jesus told him a story:

“There was a man going from one town to another all by himself, but he was robbed and beaten and left to die.

Coming down this same road was a very important person. He saw the man who was robbed, but went around him and didn't stop to help.

Later another important person came by, and he also did not stop to help.

But then someone from another country came by, saw this poor fellow, and was moved with pity. He tended his wounds, poured lotion on them, hauled him to a local hotel and took care of him.

The next day, he gave the hotel some money and asked them to help, too.

Then Jesus asked the man, “Which one of these three people was a neighbor to the man who got robbed?” He said, “The one who stopped and helped him.” “That's right,” Jesus said, “Go and do the same.”



(Based on Luke 10:25-37)

Growing Up Catholic + Reconciliation + Session 3: God's Rules of Love ©PastoralPlanning.com

Parent lesson plans for page four of the 3rd lesson.

Follow the numbers.

1 Begin by showing your child the **Bible** again. Open it to show them this passage.

2 Tell them that we are going to read this story in words that we understand better.


3 Then close the Bible and ask them to read this passage aloud. Help them when needed.

2 The popular name for this story is “**The Good Samaritan.**” Invite your child to re-tell this story in his or her own words.

3 The reason for including this story is to introduce the idea that **sin hurts our relationship to others.** Explain to your child that sin is not always when we do something wrong. Sometimes it is *when we fail to do something right.* In this story, you can explain, the two people who passed by did not break any apparent law, except for the Great Commandment.

4 Now ask your child to think of how this story is **repeated** in their own lives from time to time. Examples might include: (1) when a new child comes into their grade and no one will befriend him or her; (2) when someone in your family needs help but everyone is watching TV and no one wants to help; (3) when someone is sick and you give up your own time to be with them and help them.

Color this picture together...



"The good Samaritan has compassion on the man who had been beaten."
Luke 10:25-37

Now work together to play the Beatitude Game.

Growing Up Catholic + Reconciliation + Session 2: God's Rules of Love ©PastoralPlanning.com 5

Parent lesson plans for pages 5 & 6 of the 3rd lesson.

Follow the numbers.

1 Time for a break! Help your child **enjoy** coloring this image of the Bible story.


Coloring time is a good time to be close to your child without necessarily talking about faith.

Don't be afraid to **put your arm around your child** during this time.

The Beatitude Game

Work together to complete this little game.

First, tell the story of the Beatitudes...
Many people were following Jesus.
They wanted to learn what he was teaching.
One day, there were so many that he went up on a mountain and taught people all day long.



What did he teach?
Circle the correct word to finish each of the Eight Beatitudes. Circle every word you do not understand. At the end, ask your teachers or parents to help you understand.

- ✚ *Blessed are the poor in spirit.
For theirs is the kingdom of (HEAVEN, EARTH).
- ✚ Blessed are those who mourn.
For they shall be (WEEPING, COMFORTED).
- ✚ Blessed are the meek.
For they shall inherit (THE EARTH, NOTHING).
- ✚ Blessed are those who hunger and thirst for righteousness.
For they shall be (FILLED, EMPTY).
- ✚ Blessed are the merciful.
For they shall obtain (JUDGMENT, MERCY).
- ✚ Blessed are the pure in heart.
For they shall see (GOD, NO ONE).
- ✚ Blessed are the peacemakers.
For they shall be called sons of (GOD, THUNDER).
- ✚ Blessed are those who are persecuted for righteousness' sake.
For theirs is the kingdom of (EARTH, HEAVEN)."

(Based on Matthew 5:3-10)

Growing Up Catholic + Reconciliation + Session 2: God's Rules of Love ©PastoralPlanning.com 6

2 Explain to your child that the Beatitudes are Jesus' teachings. (Optional idea: show your child this section of the Bible.)

3 Using the Scripture passage in Matthew, help your child complete each **Beatitude**. Make sure they understand each word of this passage. Here is a partial guide for you:

poor in spirit = willing to share what you have

thirst for righteousness = want to do what is right

pure in heart = to have a simple faith in God

persecuted = when people think you're funny for doing what's right.

The Sacrament of Reconciliation

Confessing our Sins

How do we confess our sins to the Priest?

Use these words to begin:

**Bless me, Father,
I have tried hard to be good
But I have committed some sins.**

Then tell the priest the ways you have sinned.

- The priest will not remember or tell anyone what you tell him.
- He promises to keep it all secret.
- Be very honest and open with the priest and do not hide anything from him.
- He represents Jesus – and he loves you as much as Jesus does!



The Priest Gives Us Advice



- The priest also represents the whole community of the Church
- Every sin hurts all those around you and the priest speaks the words of forgiveness on behalf of all.
- He may ask you questions or give you advice because he wants to help.

An Act of Contrition

When you are finished, pray a simple Act of Contrition such as this:
Dear God, I am very sorry for any ways that I failed to love and committed sins. I'm sorry because I know you love me very much. I promise to do better and I know you will help me. Amen.

Growing Up Catholic + Reconciliation + Session 3: God's Rules of Love ©PastoralPlanning.com

7

Parent lesson plans for page seven of the 3rd lesson.

Follow the numbers.

1 In this lesson, your child will learn about what it means to **say aloud the sins** which he or she may have committed. You must assure your child that they can trust the Priest to hear them and help them.

2 During the coming week, you will be helping your child with their first **Examination of Conscience**. For now, simply review with your child the notes on this part of the page.

3 Ask your child to look at this picture and tell you what he or she knows about **Priests**. They are special people whom the Church chooses to be our leader in the parish. They lead the Mass and other prayers. They go to the seminary to prepare to become a Priest. They live a life of prayer and ministry.

4 In the Sacrament of Reconciliation, Priests present both Christ and the Church community. Explain to your child that God forgives them and the Priest helps them to know that and celebrate it. We **need** to go through the act of telling our sins and receiving absolution because otherwise (1) we cannot realize fully how God forgives us, (2) we become immune to admitting our sins, (3) we need to stop and start over now and then, (4) by doing this, God gives us a special grace or power to improve our lives, (5) we feel lighter and freer after we confess.

5 Help your child memorize this **Act of Contrition** this week.

Parent lesson plans for pages 8 & 9 of the 3rd lesson.

Follow the numbers.



At home this week

Work on this together at home as a way of continuing the process of preparing for The Sacrament of Reconciliation

Before celebrating the sacrament of reconciliation, children should examine their consciences to see how they may have sinned. To truly enjoy the benefits of the sacrament, a candid look back over past actions is required. Even a young child making his or her first reconciliation must look back and ask him or herself, "How've I done?"

This may not be an easy task, especially for youngsters unfamiliar with the practice.

Many parishes and programs suggest the use of the 10 Commandments as a guideline in the confessional. But young children may have trouble relating that to their own lives. Second grade children are simply too young for many of the complex situations and concepts in those Commandments, such as adultery, envy, and the like.

Try this instead. Here is an examination of conscience for children using the Lord's Prayer as a guideline. Sit with your child and pray the Our Father one line at a time. Pause between each to ask these questions:

An Examination of Conscience for Children Based on The Lord's Prayer

Our Father who art in heaven, hallowed by Thy name.

- Do I think about God every day?
- Do I say my prayers?
- Do I pay attention and participate at Mass?

Thy kingdom come, Thy will be done on earth as it is in heaven.

- Am I kind to others?
- Do I do what Jesus wants me to do?
- Do I share with others?
- Am I helpful to my family?
- Do I show respect to my teachers and classmates?

Growing Up Catholic + Reconciliation + Session 3: God's Rules of Love ©PastoralPlanning.com

8

1 This week at home, you will help your child go through his or her first complete **Examination of Conscience**.

Next week's lesson will elaborate this topic for them, but for now, we have provided here a simple examination, based on the Lord's Prayer.

2 Begin by asking your child to recite from memory the **Our Father**. Explain that the names "Lord's Prayer" and "Our Father" refer to the same thing.

3 If your child has not yet memorized this prayer, help him or her do it now. See the notes for "At Home this Week" in lesson one for help on this.

4 Invite your child to take the Our Father line-by-line as in this material, and **ask him or herself the questions here**. Make sure they understand all the words. There is space for them to write or draw their answers.

Give plenty of time for this, or do it in two or three occasions during the week.

Give us this day our daily bread

- Do I remember to say thank you?
- Am I sometimes greedy?
- Do I appreciate the good things I have in my life?
- Do I think of ways to help those who have no food?
- Do I take things that don't belong to me?

Forgive us our trespasses as we forgive those who trespass against us.

- Do I say I'm sorry when I have been wrong?
- Do I forgive and forget when someone does something bad to me?
- Do I help solve problems between my friends or do I cause more trouble?
- Do I say bad things about people who have hurt me?

Lead us not into temptation, but deliver us from evil

- Do I play fairly in sports and games?
- Do I cheat in school?
- Do I tell the truth?
- Do I set a good example by my kindness?
- Do I let other kids tempt me to do things I know I shouldn't do?

Growing Up Catholic + Reconciliation + Session 3: God's Rules of Love ©PastoralPlanning.com

9